



WELLS CARGO

landscape trailers



Green Industry Workhorse





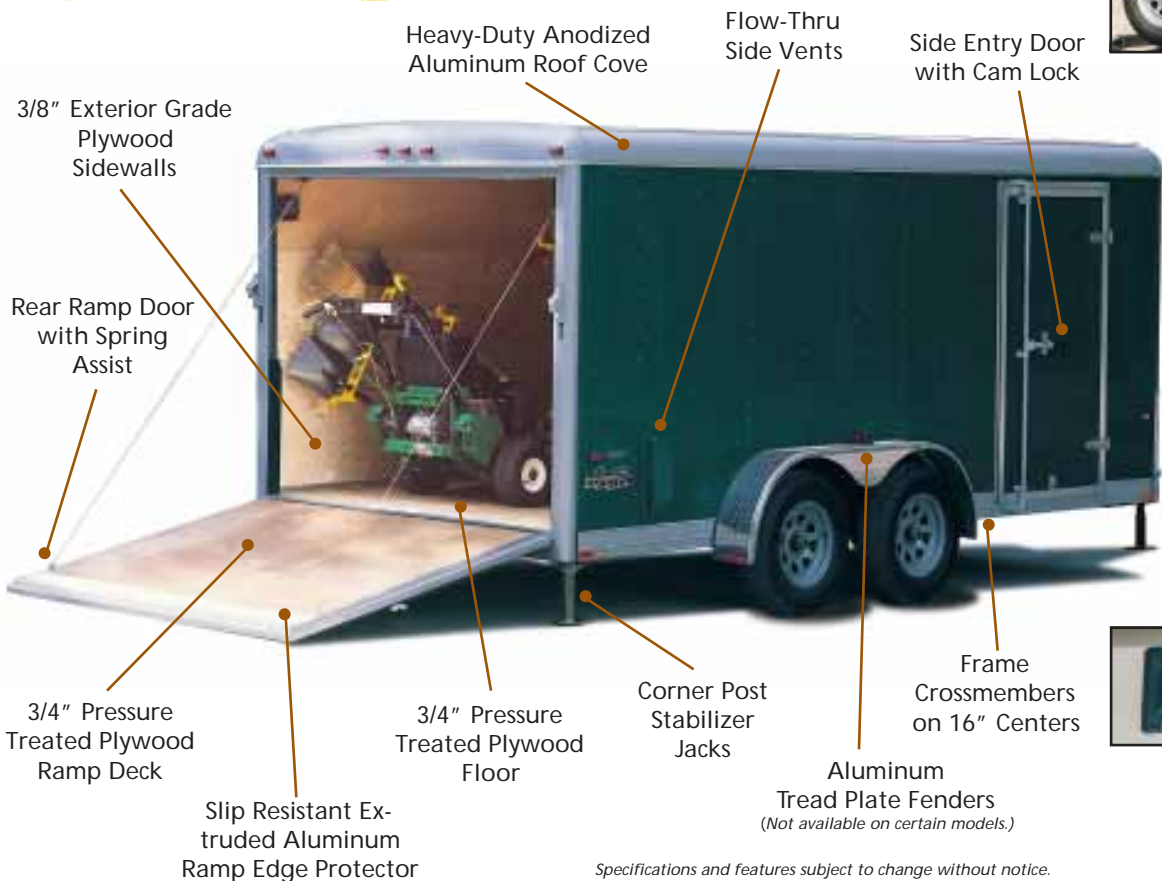
LS Series Landscape Trailer

You're in a tough profession. It takes business savvy, determination, and a lot of hard work to succeed. Wells Cargo can help you out in the hard work department. From transporting all your tools of the trade to projecting a professional image, a Wells Cargo LS Series landscape trailer has the "right stuff" to get the job done. We're used to the punishment a work crew can dish out and we don't mind getting a little dirt under our treads. For that reason, all LS Series landscape trailers are built with plenty of muscle and backbone to spare. Think of your Wells Cargo LS Series landscape trailer as an investment in durable goods.

At Wells Cargo, we're dedicated to building the most reliable trailers on the road today and winning you over as a satisfied customer. Our reputation for long lasting durability stems from a heavy-duty steel frame that doesn't need pampering. No shortcuts. No cutting corners. Just the strongest frame construction available and customized the way you want it. Every LS Series landscape trailer is engineered to deliver hassle-free performance . . . day in and day out. It's no surprise that we can confidently tell you to plan on at least 15 years of carefree service.



LS Series Includes:



- ATP Stone Guard
- Spare Tire Carrier
- Spare Tire & Wheel
- Tire Cover
- Fuel Rack *(Not included in LS Series. See Tool Organizer Package.)*



- First Aid Kit



- 12 Volt Dome Light
- Wall Switch

Specifications and features subject to change without notice.



Customizing Options



Floor Tie-Off



AlumaSport™ Wheel



Ramp Door Extension



Access Door



ATP Wall Guard and 1 1/2" Tongue & Groove Floor



Workbench with Overhead Cabinets



Wall Tie-Off



Cargo Control Systems




High Security Cam Lock



Document Holder

Tool Organizer Package



Includes Vinyl Covered Mounts to Safely Store:

- 1.) Water Cooler
- 2.) Back-Pack Blower
- 3.) Hedge Trimmer
- 4.) Gas Can (5 gallon)
- 5.) Hand Tools
- 6.) Back-Pack Sprayer
- 7.) Line Trimmers

Plus,

- 8.) Metal Storage Bin

Quality Construction — Always One Step Ahead



Pressure Treated Plywood Floor with 20 Year Limited Warranty
Extra rugged 3/4" MarineTech™ Pressure Treated Plywood (PTP) flooring is standard on all LS Series models. PTP floor backed by an exclusive 20 year limited warranty against decay, delamination, structural failure, and warpage. Long lasting protection.



LED Stop/Tail/Turn Lights
Designed exclusively for Wells Cargo. LED lights are proven to be brighter for improved safety, more durable requiring less maintenance, and consume 90% less power reducing the load on the tow vehicle's electrical system as compared to traditional incandescent or bulb style lights.




Ramp Doors & Corner Post Jacks
Full width hinge with free floating 3/4" steel pin. Stronger than strap hinges. Won't bind. Welded perimeter door frame with gussets at major stress points. Full length reinforcements prevent bowing. Spring assist cable(s) for safety. Rear corner post stabilizer jacks with steel tube post are coated in Zincdychromate for rust resistance.



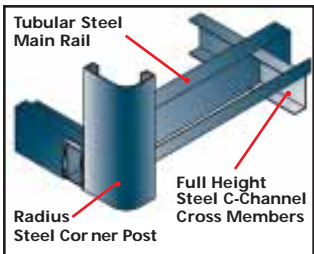
12 Volt Electrical System
All 12 volt wiring is completely weather protected with no direct exposure to the elements or road hazards. Starting at the sealed A-frame junction box, the molded, 4-wire cable is routed inside the tubular main rail. All brake wiring is run through a plastic conduit into a special welded channel on the axle.



Aluminum Anti-Rack Cam Lock
Commercial quality cast aluminum Cam Lock and stainless steel hasp deliver a long lasting, no-rust finish for the life of your trailer. Anti-Rack design (forked Cam with "T" shaped Keeper) forms a structural link between door header and footer reducing door movement, frame torque, and road vibration. Better seal compression to prevent moisture penetration.



Torflex® Rubber Ride Axles with E-Z Lube Hubs
Equipped with Torflex® rubber torsion suspension system with progressive torque action and independent wheel movement for maximum shock absorption and road stability. E-Z Lube hubs with outside grease fittings for bearing lubrication without disassembly. E-Coated wheels and brand name tires.



Superior Frame Construction
A Wells Cargo frame is a product of the industry's best engineering and designed to provide over 15 years of daily service. Heavy-duty tubular steel main rails and full height C-channel crossmembers deliver commercial grade durability. Radius steel corner posts, front and rear, extend to the bottom of the frame providing the maximum welding surface possible.



Corrosion Preventive Measures
To ward off the damaging effects of rust a Wells Cargo chassis is protected with a laboratory tested, Corrosion Preventative Compound. All exposed steel is painted with a state-of-the-art process including both a primer & urethane topcoat for a smooth, long lasting finish. Also, a special corrosion resistant tape is applied between the steel frame and exterior aluminum skin to prevent electrolysis.



Solid Support Down The Road
After you make the decision to buy a Wells Cargo, our commitment to you is not over. Our comprehensive 6-Year Warranty Program is more than just words. It's about how quickly and responsibly we respond to your needs. It's the peace-of-mind you get knowing that your investment is protected by an established company with a solid reputation.



AUTHORIZED WELLS CARGO DEALER

PLANT LOCATIONS
Elkhart, Indiana
Waco, Texas
Ogden, Utah
Phoenix, Arizona
Waycross, Georgia
Carbondale, Pennsylvania



CORPORATE OFFICE
1503 W. McNaughton St.
PO Box 728
Elkhart, IN 46515-0728
Phone: (574) 264-9661
Fax: (574) 264-5938
Web: www.wellscargo.com

(800) 348-7553